



2" x 2" in



5 x 5 cm


STOP: Print this page first. Measure the scaling squares before printing out the other pages. If it is correct, continue printing the rest of the pages.



1 2

BLAIRE DRESS - CHILD
FRONT BODICE - VIEW AB
CUT 2 OF FABRIC

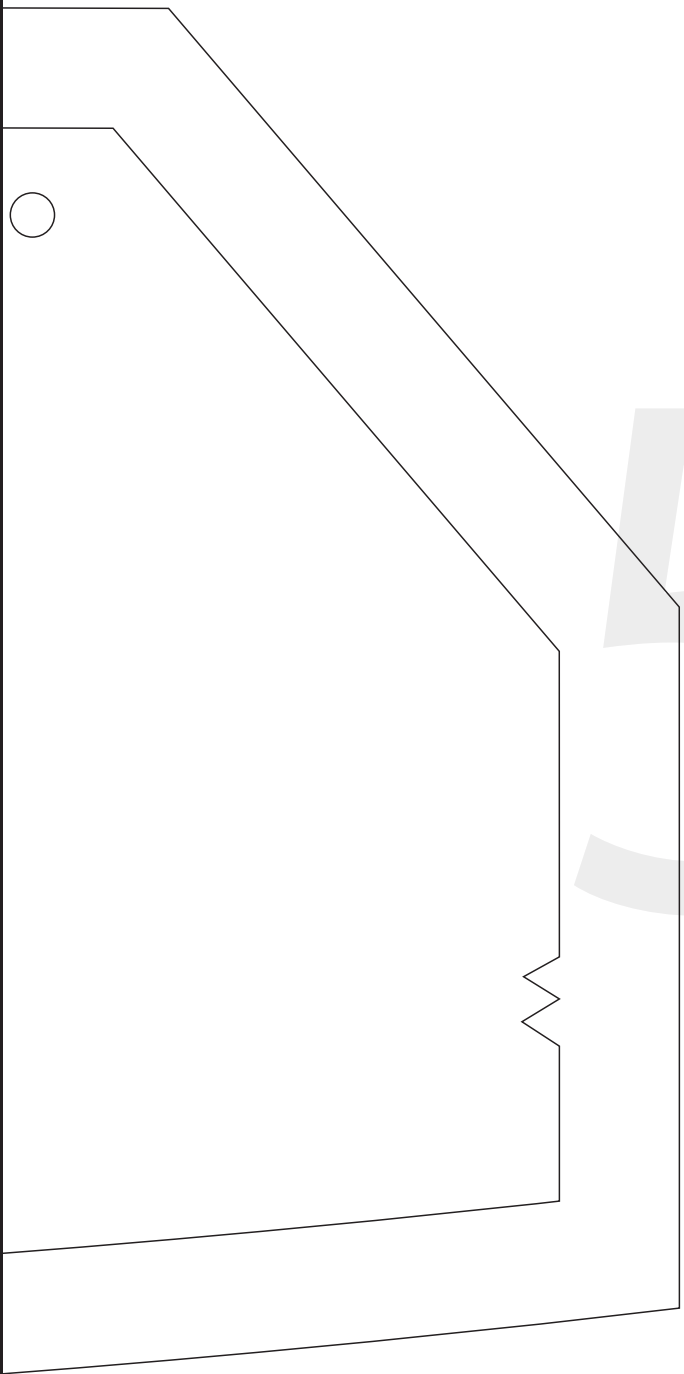
M
DUANA



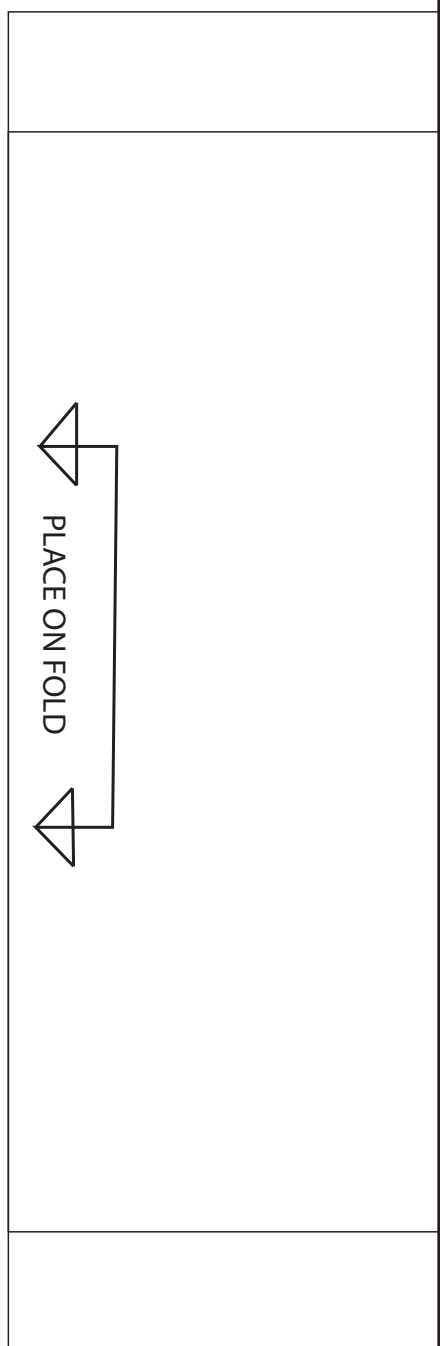
2

BLAIRE DRESS - CHILD
BACK BODICE - VIEW AB
CUT 2 OF FABRIC

M
DUANA




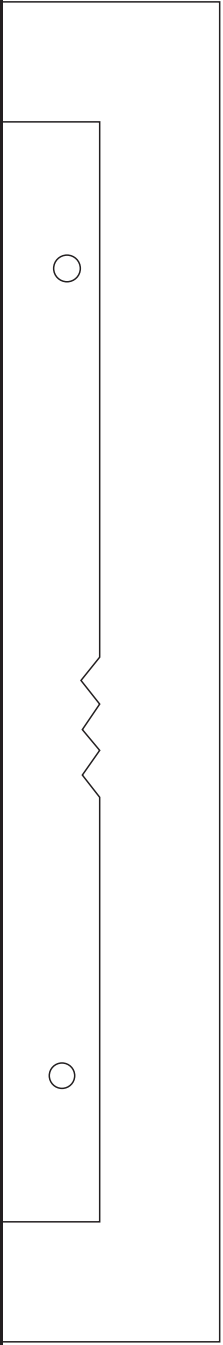
5



3

BLAIRE DRESS - CHILD
TIER 1 FRONT SKIRT - VIEW AB
CUT 2 ON FOLD OF FABRIC

M
DUANA



PLACE ON FOLD

BLAIRE DRES
TIER 2 FROM
CUT 3 ON FO



4

S - CHILD
T & BACK SKIRT - VIEW AB
LD OF FABRIC

M
KNA

8

BLAIRE DR
FRONT BO
CUT 4 OF P

ESS - CHILD
DICE - VIEW AB
ABRIC

DUANA
M

5

10

