

★ Embroidered ★ Unicorn ★ ★ Wall Hanging ★



Clover Art No. 8800

EMBROIDERY STITCHING TOOL
OUTIL DE COUTURE POUR BRODERIE
HERRAMIENTA DE COSTURA PARA BORDADO
ZIERSTICHNADEL

Backstitch


Loop

Use with Clover Embroidery Hoop

Satin stitch

Loop

Have fun Varying your stitches!

Embroidery Stitching Tool Handle: Built for the 2-3/4" needle already attached.

Embroidery Stitching Tool: Needle & Thread Included

CLOVER MFG. CO., LTD. JAPAN



Stitches as quickly as
if you were drawing a picture.

MAKE • IT

Art No. 8800

Materials:

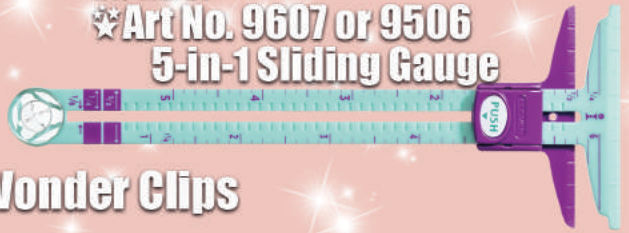
- ★ Art No. 8800 Embroidery Stitching Tool
- ★ 10in. Embroidery Hoop
- ★ 8m Embroidery Floss in 6 different colors
- ★ Art No. 4090 Wonder Fuse
- ★ Art No. 434 Chacopy Tracing Paper
- ★ 1/4 yard of Canvas Fabric

Bonus:

- ★ Art No. 9607 or 9506
5-in-1 Sliding Gauge



★ Wonder Clips



Step 1

Use Clover's Chacopy tracing paper to transfer image onto your canvas fabric. Canvas was cut to 12" x 12"

We used wonder clips to keep in place

Once image is transferred fix fabric onto your embroidery hoop.

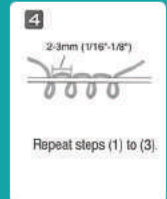

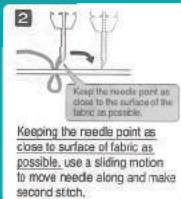
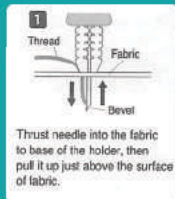
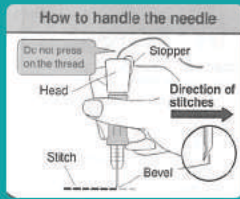
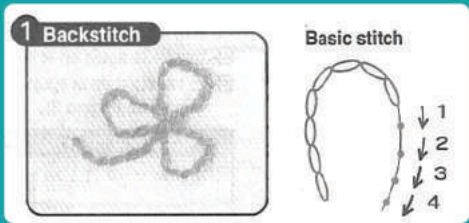


1

Step 2

Use instructions included in Stitching Tool package to place needle in position 3 and to thread tool with black floss (use three embroidery threads for this project.)

Use the backstitch technique to embroider outline of image.



Keep stitches evenly spaced. Bevel of the needle should face in direction you are stitching.

Step 3

Use a satin stitch to fill in your image with colors of your choosing.



Step 4

Cut another 10" x 10" of canvas fabric and draw a large circle. *5-in-1 sliding gague can be used as a compass* Use Wonder Fuse instructions to create a fusible circle. Fuse on the back of your project to secure the loops as shown in images 1-3.



Once completed trim the excess fabric around the hoop and add trims, ribbons and decorative pieces of your choosing to your project.



cloverusa



clover_needlecraft



@cloverusa



cloverusa



cloverusa



cloverusa

CT0178